

ASSESSMENT - WHERE ARE WE NOW?

10/28/2013

ECONOMIC FACTORS				
Population of City				
(age of population) (student population) (transportation needs of aging population) (area population)				
Sex and age (page 1), GMA population tab (page 2)				
Employment Opportunities				
(self employment, eg, skilled craftsmen, professionals)				
GMA labor data tab (page 3)				
Retail Establishments				
(types of retail in city now, past)				
Business license list (page 4)				
Tax Digest				
(types of real property, land, housing, commercial, institutional)				
Graph page 5				
Income From Taxes				
(variety of tax income, LOST, SPLOST, franchise fee, insurance fees, etc.)				
Graph page 6				
Enterprise Funds Income				
(Water, Electric net income)				
Competitive trust page 7 and electric generation pages 8 - 12				
Long-Term Debt				
(used to finance enterprise funds, government general fund)				
Debt payoff, page 13 and spreadsheet page 14				
Cash on Hand				
(trend up or down, cash flow 1yr, 2yr, 5yr) (sources of cash likely to change)				
Cash graph, page 15				
Infrastructure Needs				
(government, enterprise, required by law, desirable)				
HOUSING				
Housing Stock				
(age of housing, type of housing, condition, appeal to modern family, available land, live here work there)				
Owner Occupied Housing				
(percent owners, single family, multi-family, value, upkeep ordinances)				
Pages 16 & 17				
Rental				
(available units, quality, inspections for safety and health)				

NATURAL RESOURCES				
Trees				
(age of trees, replacement policy on public land, private land, zoning, maintenance cost, rights of way)				
Air Quality				
(threat to quality, zoning ordinances, trees)				
Clean Water				
(threat to quality, availability long-term, maintenance of system)				


OXFORD RETREAT OUTLINE 2013

Page 2 of 2

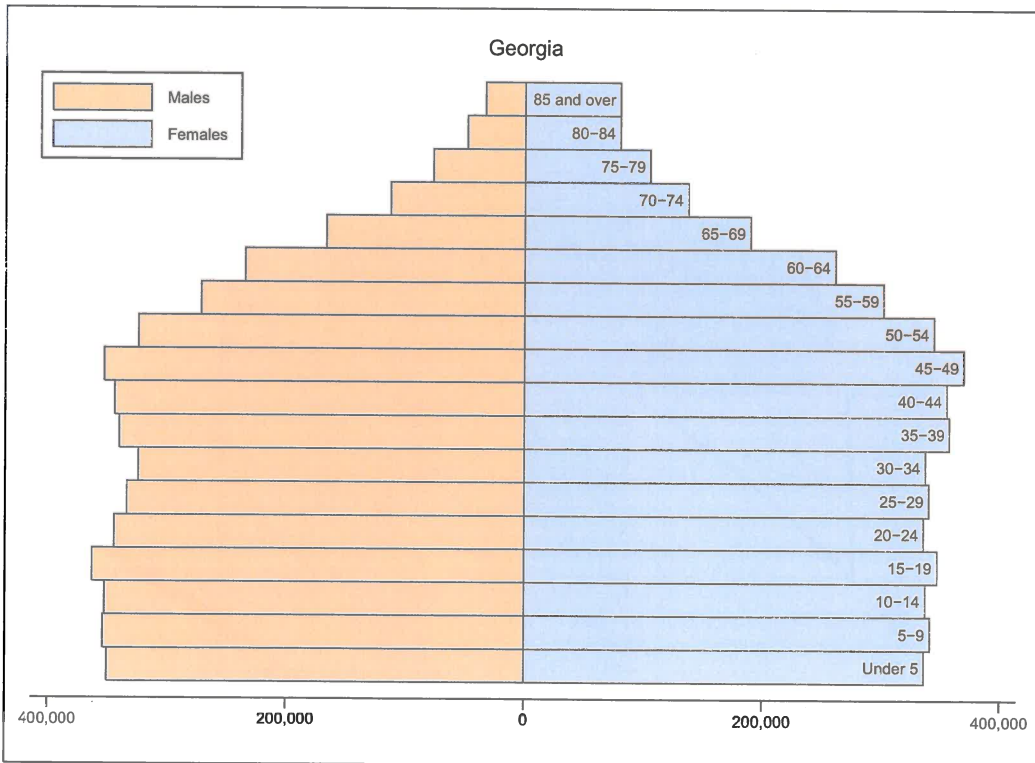
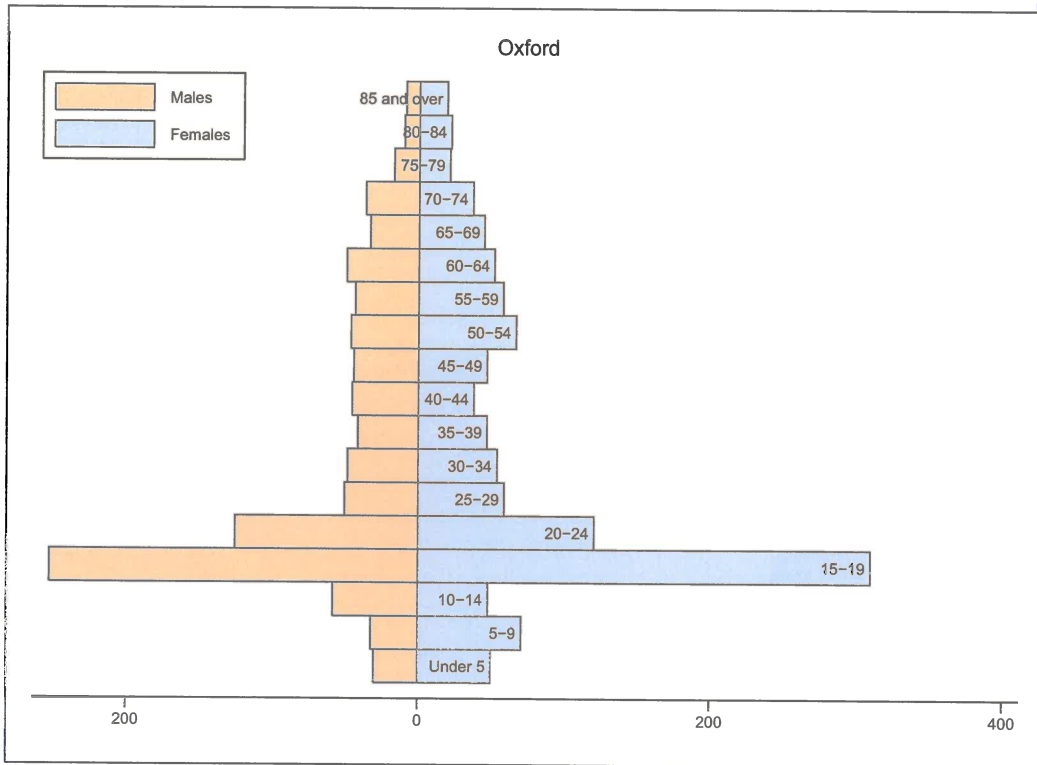
ASSESSMENT - WHERE ARE WE NOW?

10/22/2013

CULTURAL RESOURCES				
Oxford College				
(events open to public, growth of college, interaction with citizens, intown activities)				
Parks				
(available land, city owned, private; location of future parks, types of parks)				
Historical Sites				
(identification of sites, promotion of sites, guides for self-tours, future development of sites)				
CIVIC INFRASTRUCTURE				
Citizen Participation in City Functions				
City's role in County Planning				
City's role in Regional Planning				
INTERGOVERNMENTAL				
Land Use Planning				
(city planning, intergovernmental planning, zoning)				
Service Delivery Agreements				
(water and sewer delivery areas, how often prepared, adjustments)				
Transportation Agreements				
(state roads, county roads, intergovernmental planning and action)				
Revenue Sharing				
(LOST, SPLOST)				
Government Services Agreements				
(county fire and emt contract, covington sweeps Emory street, sheriff covers city afterhours)				



Sex and Age



2



Step 1: Pick First Letter of City

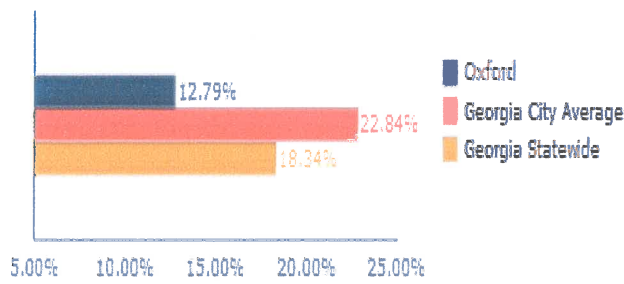
N, O, P

Step 2: Choose Your City

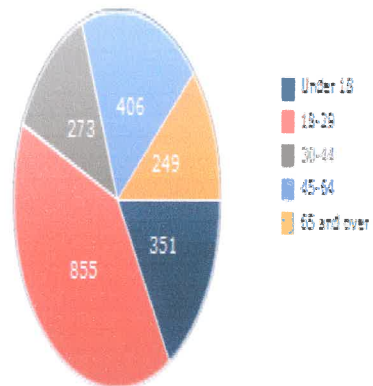
Oxford

Economic Data Social Data Education Household Data **Population** Demographics Labor Data

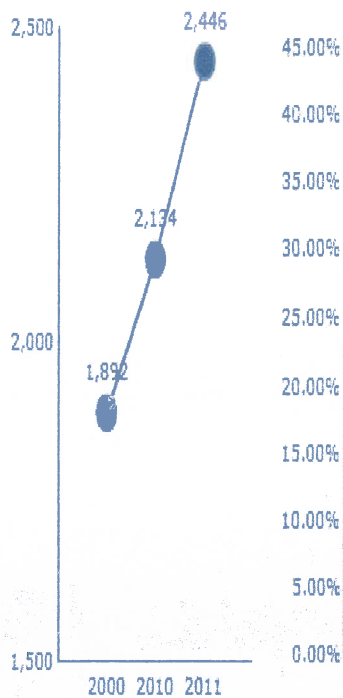
Population Percentage Change from 2000 to 2010



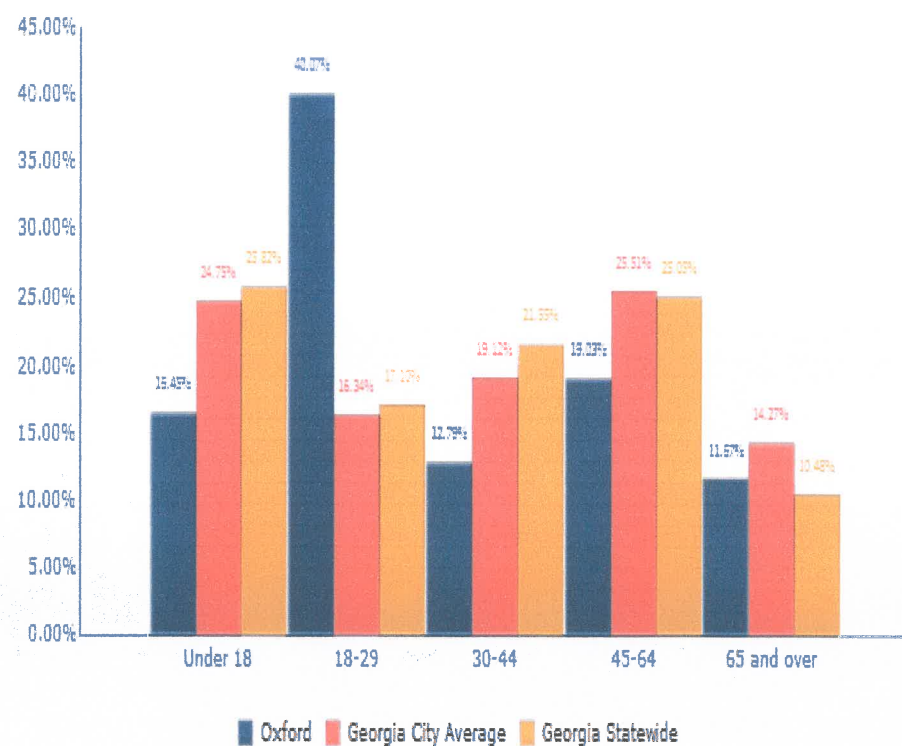
Oxford



Total Population



Age Group by Category



Sources: 2010 U.S. Census, Census Estimates Program



Step 1: Pick First Letter of City

Step 2: Choose Your City

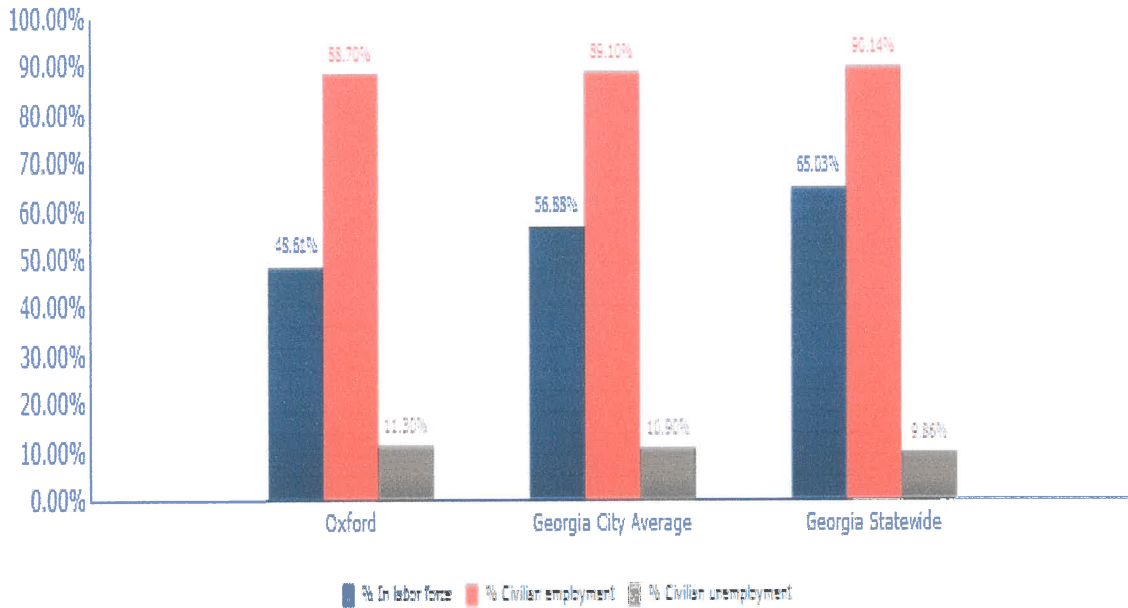


N, O, P

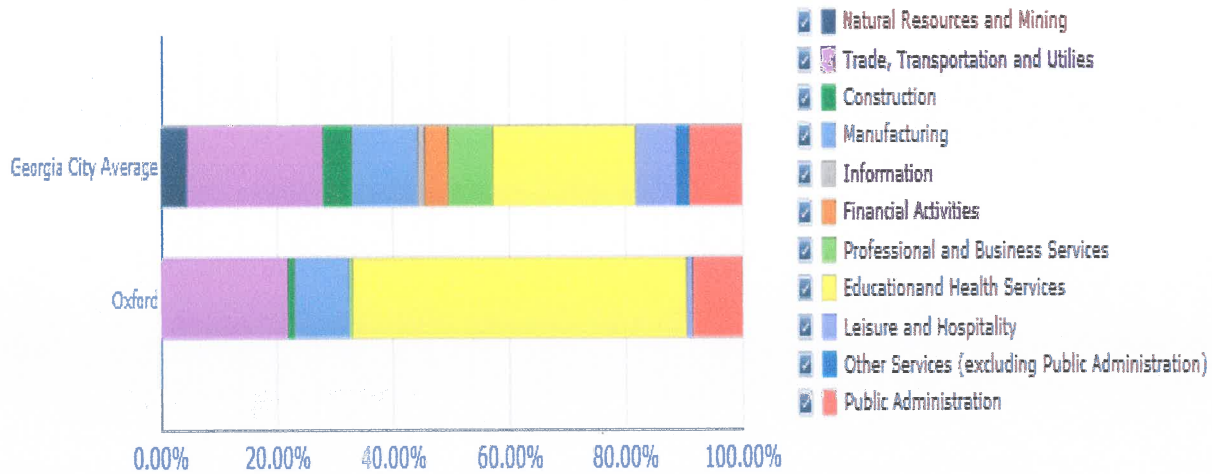
Oxford

Economic Data Social Data Education Household Data Population Demographics Labor Data

Employment Characteristics (16 and older)



Employment by Industry



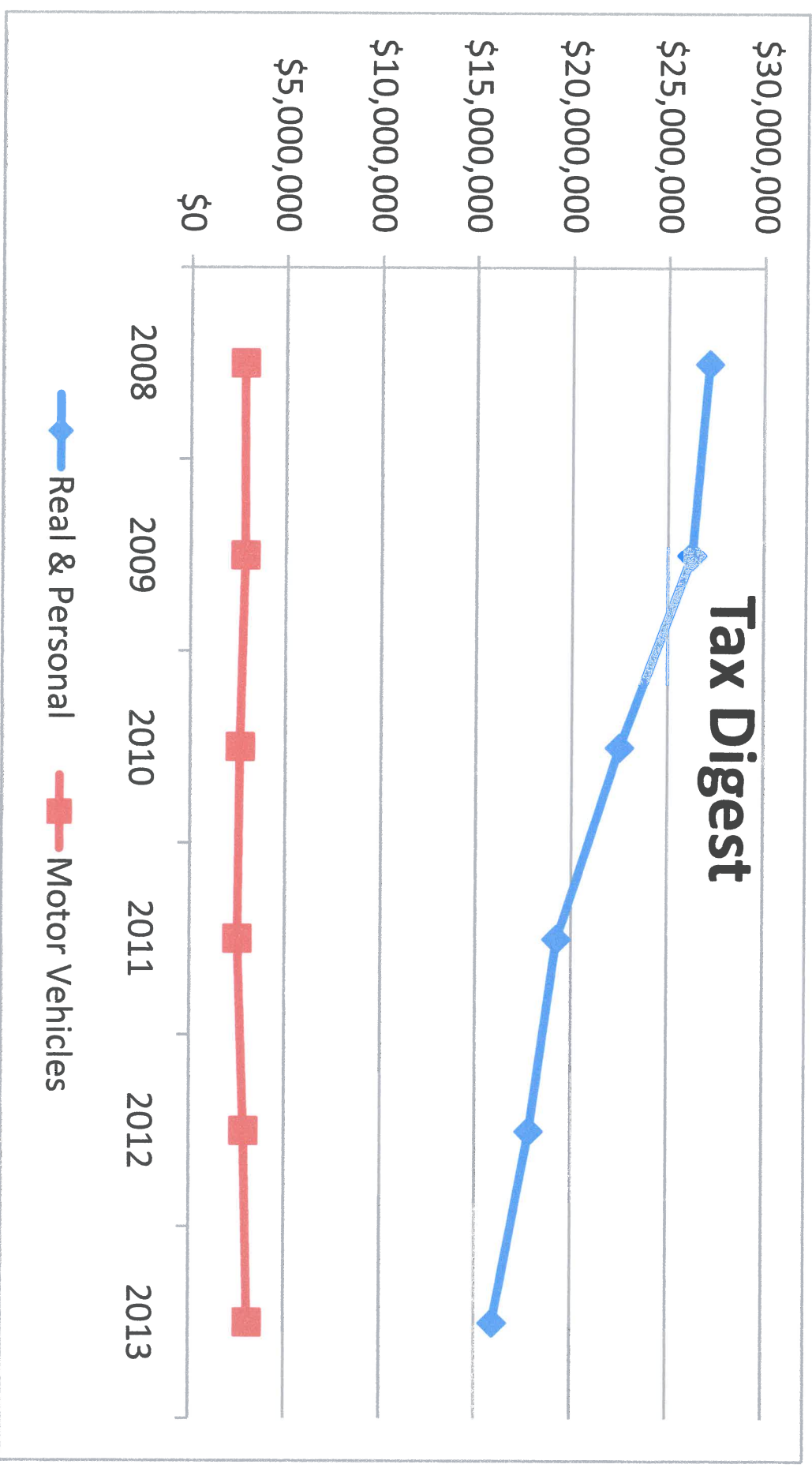
Sources: 2007-2011 American Community Survey, On The Map Version 6



LOCAL BUSINESS LICENSES FOR OXFORD

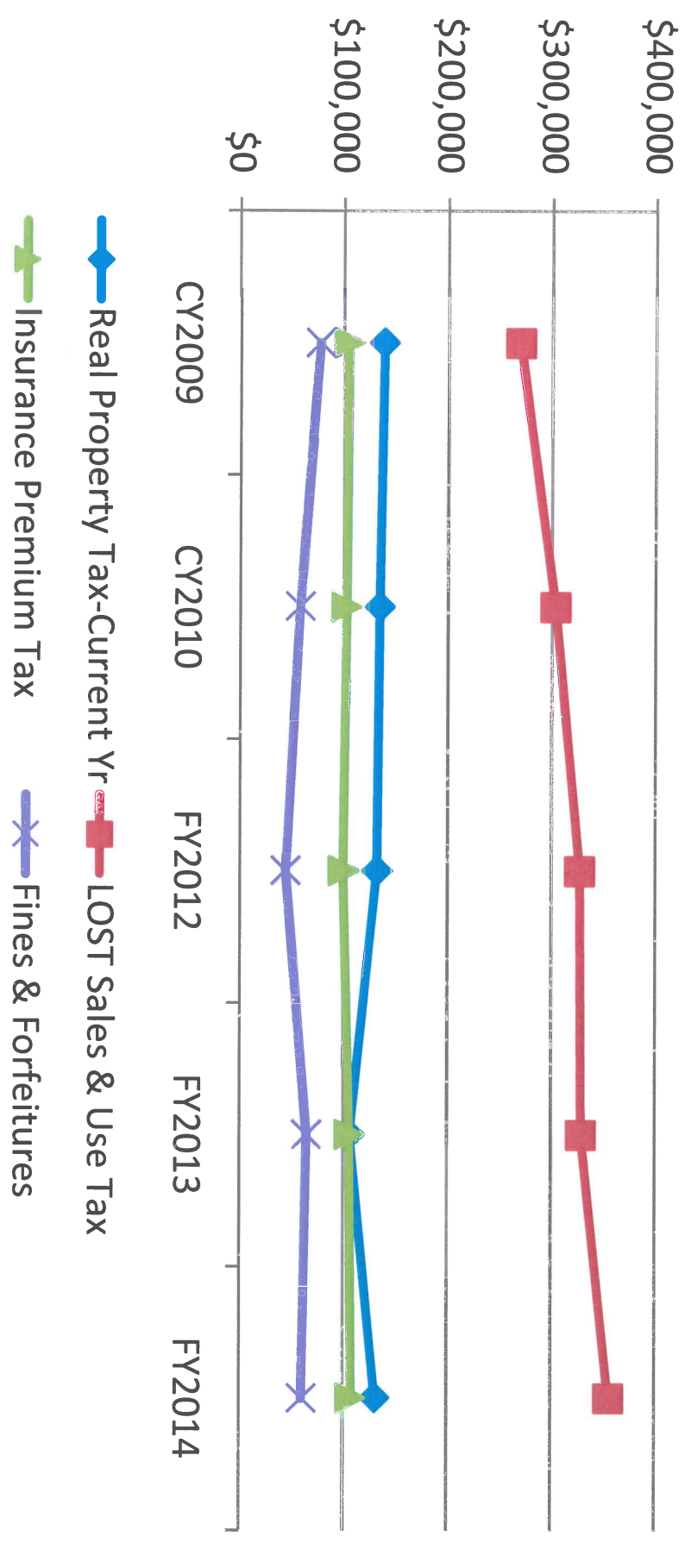
YEAR	PERMIT #	BUSINESS NAME	STREET ADDRESS	CITY	ST	ZIP
2013	2013-209	ALL ABOUT SPORTS OUTDOORS AND POOLS	806 EMORY ST	OXFORD	GA	30054
2013	2013-137	ATLANTA PEACH MANAGEMENT & REALTY	916 EMORY ST	OXFORD	GA	30054
2013	2013-111	BABB'S CLEANING SERVICE	124 OXFORD WAY	OXFORD	GA	30054
2013	2013-112	BEST BIBB AND TUCKER	211 W FLETCHER ST	OXFORD	GA	30054
2013	2013-003	BLAIR, TONY C., ATTORNEY AT LAW	1011 EMORY ST	OXFORD	GA	30054
2013	213-206	COLORS INK	172 LONGSTREET	OXFORD	GA	30054
2013	2013-207	CREEKSIDE CONSTRUCTION	110 WENTWORTH DR	OXFORD	GA	30054
2013	2013-054	DAVIS CURTIS SALON	OLD STONE STORE	OXFORD	GA	30056
2013	2013-033	HELEN GRIFFIN FAMILY DAYCARE	107 LONGSTREET CIR	OXFORD	GA	30054
2013	2013-210	TINA DANIEL REASEY	ROCK BUILDING	OXFORD	GA	30054
2013	2013-211	RICOH USA, INC	810 WHATCOAT ST	OXFORD	GA	30054
2013	2013-047	SHERRY'Z STUFF	506 HAYGOOD AVE	OXFORD	GA	30054
2013	2013-046	VIRGIL'S AUTO RESTORATION	200 AUTUMN COVE	COVINGTO	GA	30016

5



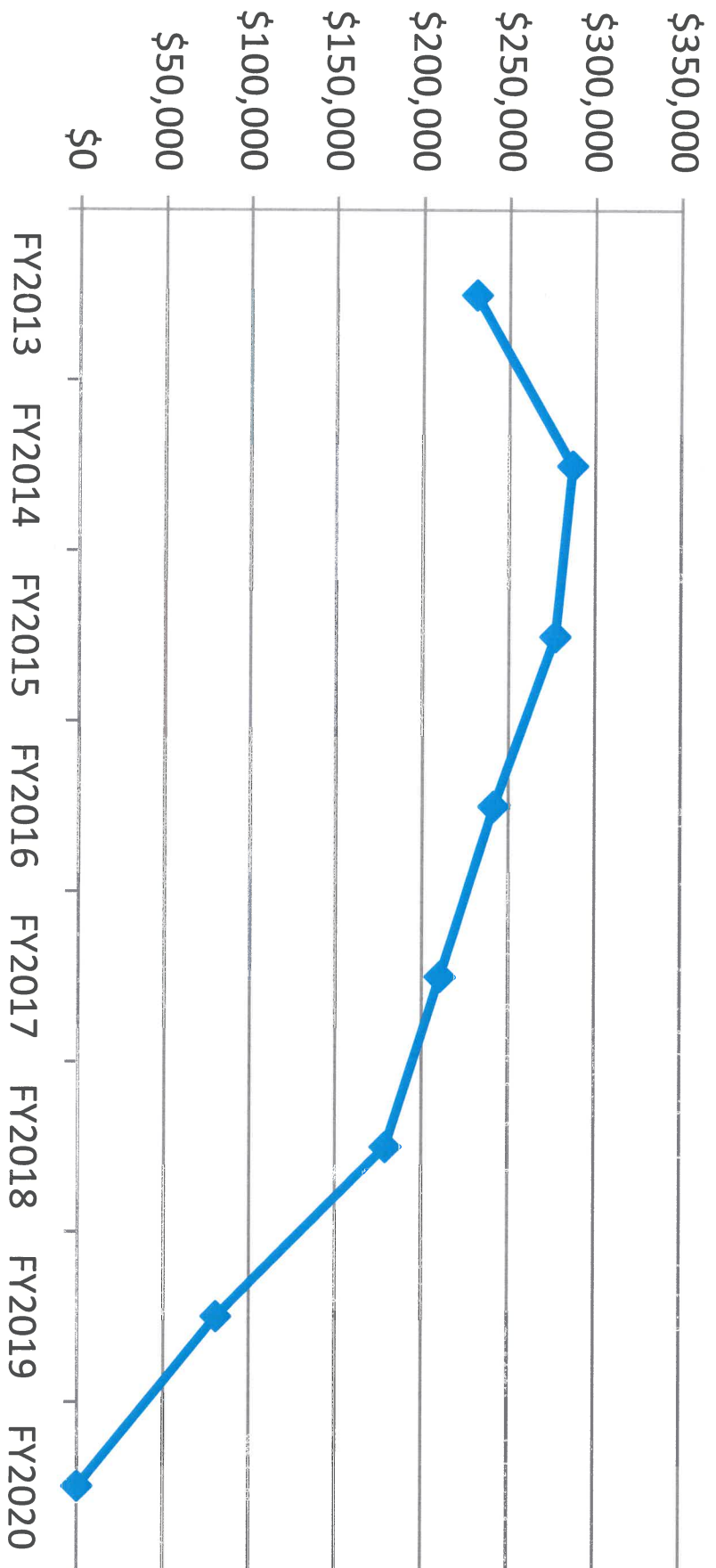
6

G/F Revenue



7

Competitive Trust payouts





City of Oxford Wholesale Power Profile

MUNICIPAL ELECTRIC AUTHORITY OF GEORGIA

October 31, 2013

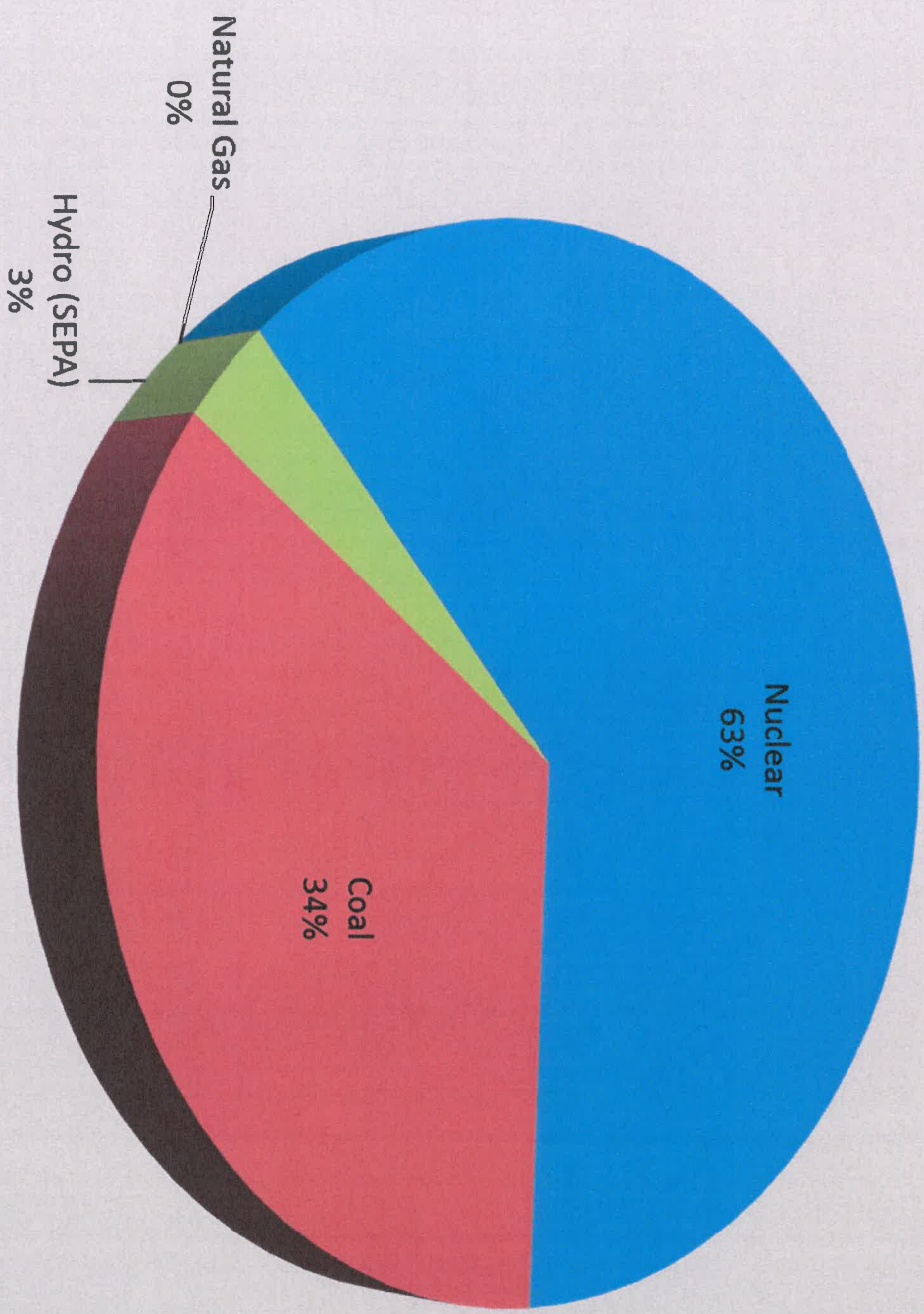
8

9

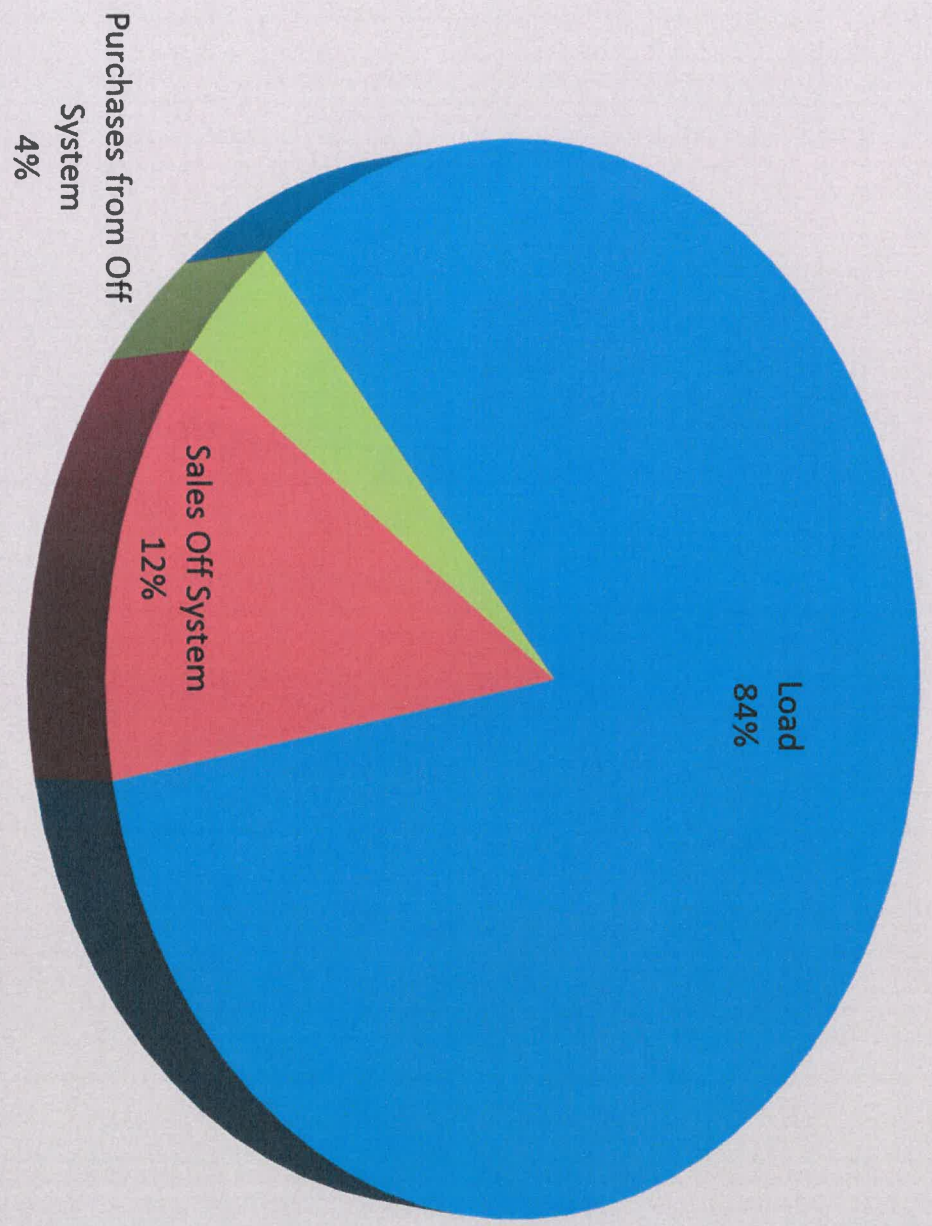
City of Oxford - Generation Resources vs. Load Requirements



Oxford 2012 Generation Fuel Portfolio



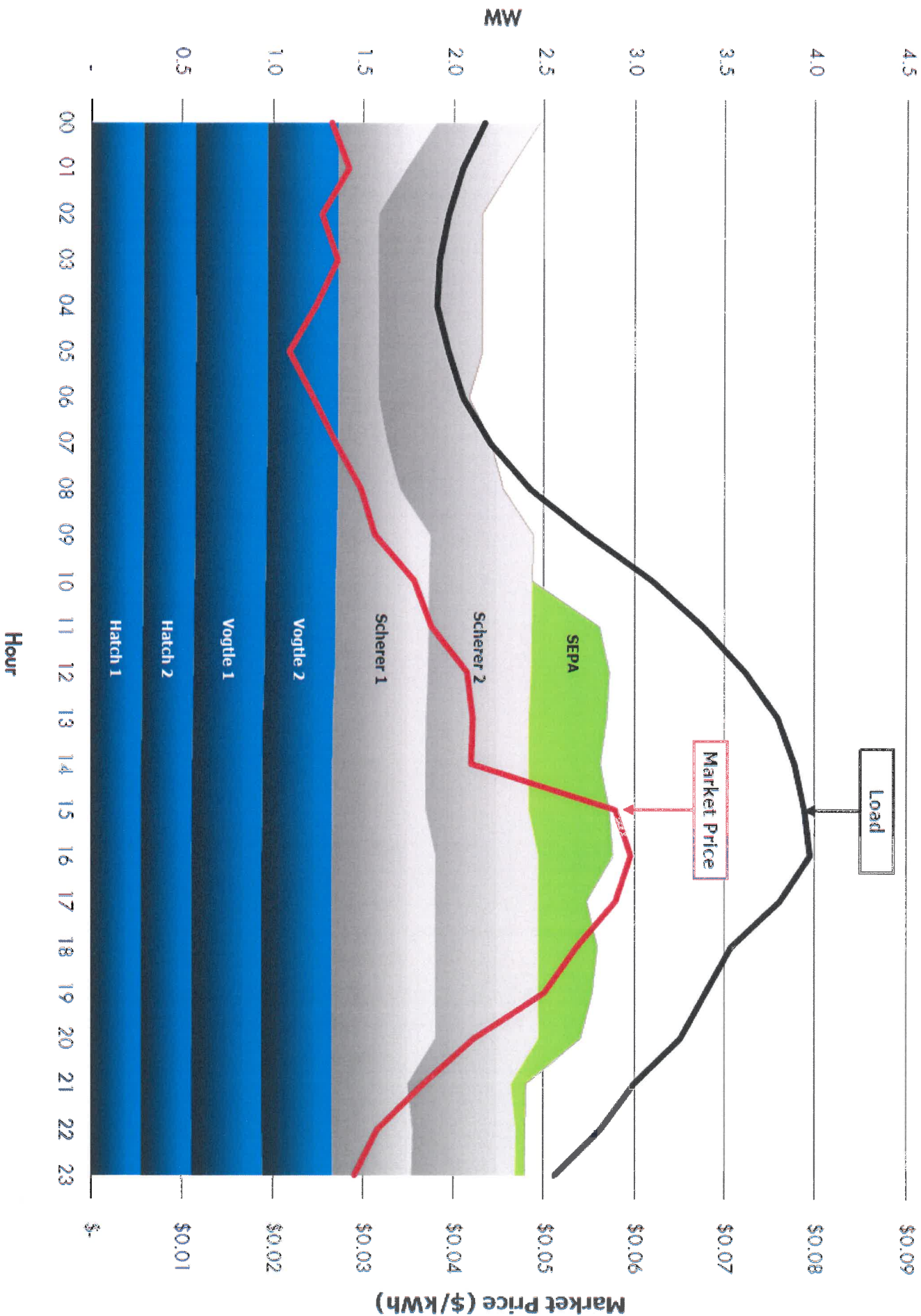
Oxford 2012 Energy Transactions



RESOURCES VS. LOAD AT DP

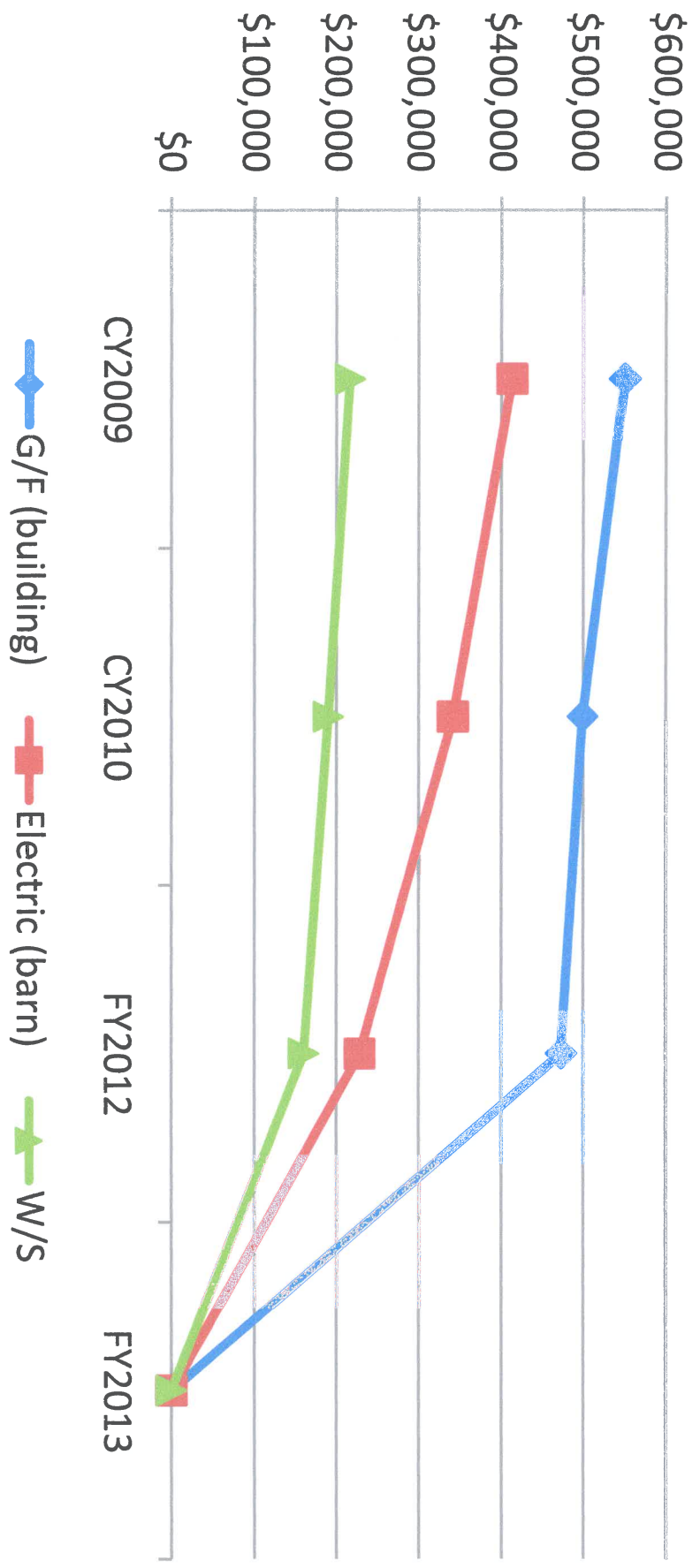
CP (06/29/2012 03:00 PM HBCPT): 3,941.00 kW

12



13

Long term debt



14

Debt Repayment Plan

3/6/2013

Current Debt

Fund	Source	Original Loan	Interest Rate	Monthly Payment	Current Balance	April Payoff
W&S	NCWSA	\$375,000.00	3.90%	\$3,068.75	\$179,305.00	\$179,305.00
Electric	BB&T	\$704,661.00	4.73%	\$7,405.94	\$288,237.60	\$241,431.20
G/F	BB&T	\$600,000.00	4.25%	\$6,146.25	\$516,284.91	\$431,801.24
						<u>\$852,537.44</u>


Available accounts

Bank	Amount	Matures	Interest
BB&T	\$560,458.41	4/8/2013	0.05%
Newton Federal	\$104,753.46	4/7/2013	0.35%
United Bank	\$386,117.03	3/17/2013	0.05%
			<u>\$1,051,328.90</u>

Total Interest Avoided

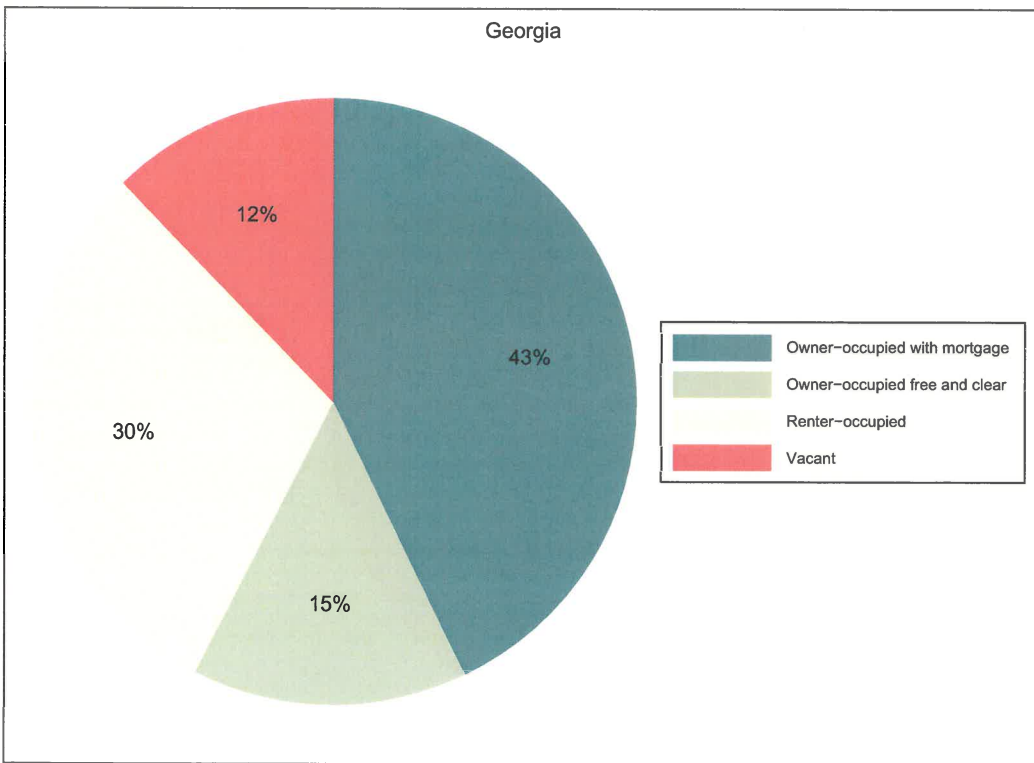
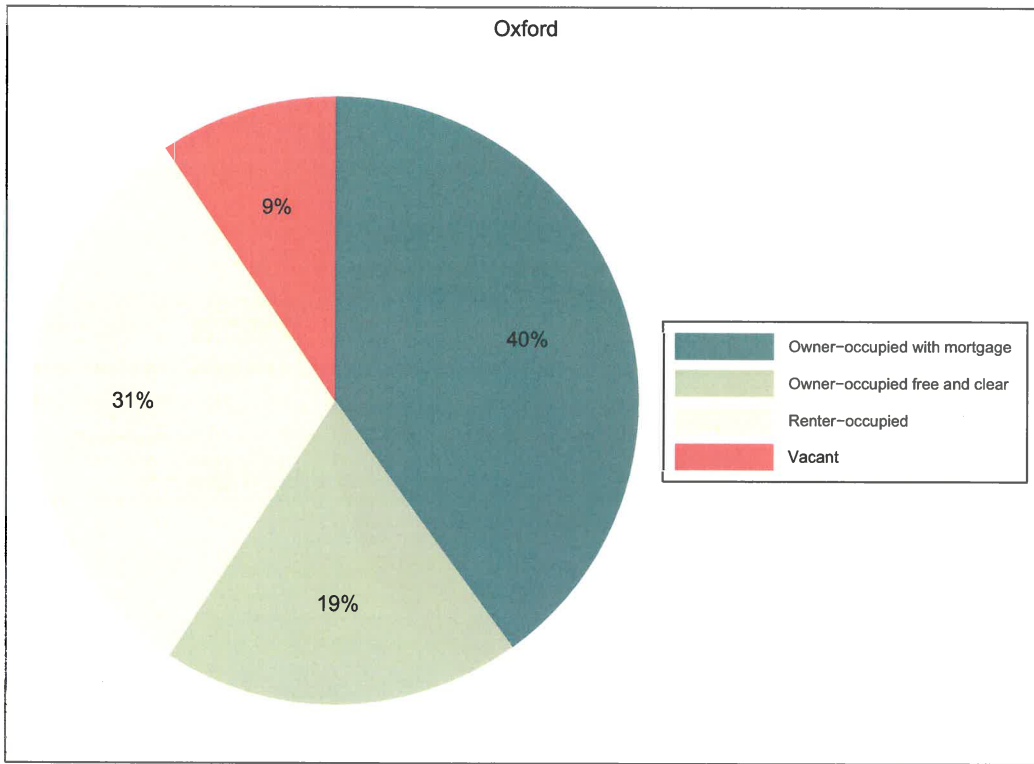
Loan	Current end	Interest
W&S	Nov, 2017	\$16,185.00
Electric	March, 2016	\$18,785.97
G/F	Dec, 2019	\$65,704.32
		<u>\$100,675.29</u>

Total cash (reserved and unreserved)



16

Housing Tenure



17

Households by Type

